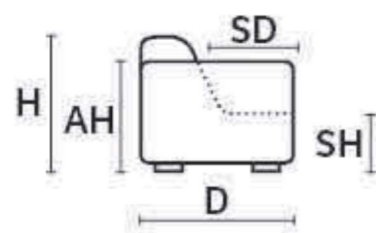


# FLOW



Dimensions  
cm

D 102 | H 88 | AH 67 | SH 44 | SD 59

## TECHNICAL DESCRIPTION

THICK STITCH:	AVAILABLE AS OPTION	BASE OPTION 1:	COVERED WITH S/S EFFECT MATERIAL
STRUCTURE:	HARDWOOD FRAME FOR EXTRA STRENGTH	BASE OPTION 2:	COVERED WITH LEATHER. POSSIBILITY TO CHOOSE THE COLOR, SAME OF THE SOFA OR DIFFERENT
SEAT/BACK SUSPENSION:	REINFORCED ELASTIC WEBBING		
SEAT CUSHIONS:	HIGH DENSITY ECOLOGIC OPEN CELL POLYURETHANE FOAM, POCKET SPRINGS, AND MEMORY FOAM COVERED WITH A LAYER OF DACRON WADDING	:	-----IMPORTANT NOTICE FOR THE SOFA DIMENSION-----
BACK CUSHIONS:	HIGH DENSITY ECOLOGIC OPEN CELL POLYURETHANE FOAM, COVERED WITH A LAYER OF DACRON WADDING	:	
REMOVABILITY:	SEAT AND BACK CUSHIONS	:	Each SKU indicates only the width of the inside seats/back without the arms. For the total width of the SKU, pls kindly choose your favorite arm (Wide or Thin) and add the width of the selected one.

### MAXI SEAT (VERSION OF THE GROUP HAVE THE SAME SEAT WIDTH)

W 190 V314 3 SEATER MAXI	W 190 V316 LHF 3 SEATER MAXI	W 190 V317 RHF 3 SEATER MAXI	W 95 V500 LHF CHAISE LONGUE	W 95 V501 RHF CHAISE LONGUE	W 95 V103 ARMLESS CHAIR

### MEDIUM SEAT (VERSION OF THE GROUP HAVE THE SAME SEAT WIDTH)

W 210 V347 3 SEATER EXTRA	W 210 V351 LHF 3 SEATER EXTRA	W 210 V352 RHF 3 SEATER EXTRA	W 105 V502 LHF CHAISE LONGUE MAXI	W 105 V503 RHF CHAISE LONGUE MAXI	W 105 V131 ARMLESS CHAIR MAXI

### SMALL SEAT (VERSION OF THE GROUP HAVE THE SAME SEAT WIDTH)

W 170 V300 3 SEATER	W 170 V302 LHF 3 SEATER	W 170 V303 RHF 3 SEATER	W 85 V504 LHF CHAISE LONGUE MINI	W 85 V505 RHF CHAISE LONGUE MINI	W 85 V138 ARMLESS CHAIR MINI

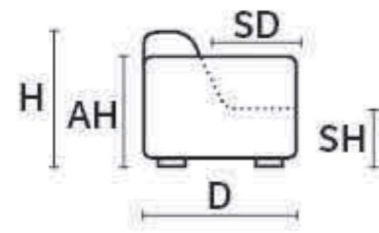
### JOLLY (CAN BE COMBINED WITH ALL THE VERSION GROUP)

W 95 V100 ARMCHAIR	W 83 D 83 H 28 V600 TABLE	W 40 D 83 H 28 V601 SMALL TABLE	W 83 D 98 V616 CONSOLE	W 83 D 95 V703 OTTOMAN	W 136 D 136 V400 CORNER	W 122 MW 163 V172 LHF CHAIR MERIDIAN CURVED	W 122 MW 163 V173 RHF CHAIR MERIDIAN CURVED

**LEATHER COLOR SHADE DIFFERENCES:** The model upholstered with some Natural leather such as Maya, Moss, Carees and Sensation, could present in some area differences in color tones of about 5%. Such differences are not to be considered defect but an expression of the natural characteristic of the cowhide. The company reserves the right without prior notice to make technical sheets changes and/or materials for quality product improvement. Leather sofas are a handmade product and according to the leather covering selected there could be a measurement tolerance of about 2 inches (cm 5) on each sku.  
REV. 001 DEL 04/06/2022 | Pag. 3 of 4

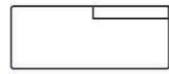


# FLOW



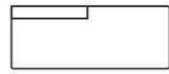
Dimensions  
cm

**D** 102 | **H** 88 | **AH** 67 | **SH** 44 | **SD** 59



W 144

V112 LHF CHAIR MERIDIAN



W 144

V113 RHF CHAIR MERIDIAN



WIDE ARM:  
ADD 30 CM FOR EACH ARM



THIN ARM:  
ADD 14 CM FOR EACH ARM

## TECHNICAL DESCRIPTION

THICK STITCH:	AVAILABLE AS OPTION	BASE OPTION 1:	COVERED WITH S/S EFFECT MATERIAL
STRUCTURE:	HARDWOOD FRAME FOR EXTRA STRENGTH	BASE OPTION 2:	COVERED WITH LEATHER. POSSIBILITY TO CHOOSE THE COLOR, SAME OF THE SOFA OR DIFFERENT
SEAT/BACK SUSPENSION:	REINFORCED ELASTIC WEBBING	:	
SEAT CUSHIONS:	HIGH DENSITY ECOLOGIC OPEN CELL POLYURETHANE FOAM, POCKET SPRINGS, AND MEMORY FOAM COVERED WITH A LAYER OF DACRON WADDING	:	-----IMPORTANT NOTICE FOR THE SOFA DIMENSION-----
BACK CUSHIONS:	HIGH DENSITY ECOLOGIC OPEN CELL POLYURETHANE FOAM, COVERED WITH A LAYER OF DACRON WADDING	:	Each SKU indicates only the width of the inside seats/backs without the arms. For the total width of the SKU, pls kindly choose your favorite arm (Wide or Thin) and add the width of the selected one.
REMOVABILITY:	SEAT AND BACK CUSHIONS	:	